

## Suggested Schedule of Work Monday 11<sup>th</sup> to Friday 15<sup>th</sup> of May

1<sup>st</sup> class Ms Colfer

Completed work can be submitted to the class teacher via the SeeSaw online platform. See email from school for further details regarding permissions/set up/features etc.

This online platform will enable the class teacher to give individual feedback to each pupil on work completed.

Pupils will not be able to see other pupils work. They will only be able to see/access their own work.

Monday BANK HOLIDAY	Tuesday	Wednesday	Thursday	Friday
<p><u>Spellings</u> Spellbound Unit 28 Complete part A &amp; B Do a pretest Learn Box 1 Write 4 sentences in your copy with these words.</p>	<p><u>Spellings</u> Spellbound Unit 28 Complete part C &amp; D Learn Box 2 Write 4 sentences in your copy with these words.</p>	<p><u>Spellings</u> Spellbound Unit 28 Complete part E &amp; F Learn Box 3 Write 4 sentences in your copy with these words.</p>	<p><u>Spellings</u> Spellbound Unit 28 Complete G &amp; H Learn Box 4 Write 4 sentences in your copy with these words.</p>	<p><u>Spellings</u> Spellbound Unit 28 Do spelling test and upload to Seesaw Good luck ☺</p>
<p><u>Maths</u> <b>Tables Champion</b> p.30 Do Monday. Revise +6  Mathletics: Assigned activities on Subtraction</p>	<p><u>Maths</u> <b>Tables Champion</b> p.30 Tuesday Revise +6 <b>Mathemagic 1</b> p. 83 Subtraction</p>	<p><u>Maths</u> <b>Tables Champion</b> p.30 Wednesday Revise +6 <b>Mathemagic 1</b> p.84 Subtraction</p>	<p><u>Maths</u> <b>Tables Champion</b> p.30 Thursday Revise +6 <b>Mathemagic SHADOW BOOK</b> p. 39</p>	<p><u>Maths</u> +6 tables test in copy and upload to Seesaw  Mathletics: Assigned activities on Subtraction</p>
<p><u>English</u> A Way with Words Unit 9: Christmas Night Read p.44 Do A, B &amp; C p.45</p>	<p><u>English</u> A Way With Words Unit 9: Christmas Night Read p.44 Do A &amp; B p.46</p>	<p><u>English</u> A Way With Words Unit 9: Christmas Night Read p.44 Do A, B &amp; C p.47</p>	<p><u>English</u> A Way With Words Unit 9: Christmas Night Read p. 44 Upload your work to Seesaw</p>	<p><u>English</u> A Way With Words Unit 9: Christmas Night Read p.44. Record yourself reading and upload to Seesaw</p>
<p><u>Gaeilge</u> Bua na Cainte</p>	<p><u>Gaeilge</u> Bua na Cainte</p>	<p><u>Gaeilge</u> Bua na Cainte</p>	<p><u>Gaeilge</u> Bua na Cainte</p>	<p><u>Gaeilge</u> Bua na Cainte</p>

Sa Bhaile Ceacht 11. Attached below do p. 83	Sa Bhaile Ceacht 12. Attached below do p.84	Sa Bhaile p.84. Read p84 as if you were on the news.	p.85	Litriú p.133  Upload work to Seesaw
Challenge  Upload to see saw	1. <b>Create a Drawing of a Barn Owl</b> based on the following video tutorial which is hosted by <b>Don Conroy</b> <a href="https://www.youtube.com/watch?v=Rlr-LtOFkMM">https://www.youtube.com/watch?v=Rlr-LtOFkMM</a> 2. Listen to the birds songs on the video links below (Headphones helpful!☺) and see if they can learn to recognise some of the songs of common birds like the blackbird when you hear them while out in the garden/out walking. Some Birds of Ireland 1 <a href="https://www.youtube.com/watch?v=IS5UvNXnAHg">https://www.youtube.com/watch?v=IS5UvNXnAHg</a> Some Birds of Ireland 2 <a href="https://www.youtube.com/watch?v=j75UqHKkwY4">https://www.youtube.com/watch?v=j75UqHKkwY4</a>			
Other Curricular Areas, Pupil's choice	Use some of the resources/links on the school website. Try a range of the activities across different subject areas to learn a new skill, create a new piece of art etc. Sample activities a pupil may choose to do: Joe Wicks daily pe lesson TG4 Cúla4 ar scoil			

### Reading Zone Link Folens:

Folens have made their online books available for everybody free of charge.

Parents can follow the steps below to get access: Go to <https://www.folensonline.ie/> and click register, Select Teacher, Fill in a username, email and password, For Roll Number use the code: Prim20

### CJ Fallon Link:

CJ Fallon have made their online books available for everybody free of charge.

### BUA NA CAINTE

1. Go to <http://edco.ie/bua>
2. Select the file which suits your computer: PC or Mac
3. Select the 2<sup>nd</sup> class and click on it to start a download of the file.
4. Once the download has completed, click on the file to install and follow the on-screen instructions.
5. A Bua na Cainte icon will appear on your desktop. Once you select this icon a login page will open where you will need to enter the following details: Login: trial Password: trial

If you do not have access to a computer, and are unable to download Bua na Cainte (cannot be downloaded on IPADS) please just do what you can in the book. I will also be posting the Gaeilge on Seesaw to help those who cannot access Bua na Cainte. I HAVE ALSO NOW ATTACHED SCREEN SHOTS OF THE LESSONS BELOW.

**Bua na Cainte**

**Sa Bhaile**

**Ceacht 11**



Bhí Oisín agus Niamh ag an mbord. Tháinig Mamaí isteach sa chistin. *Oisín and Niamh are at the table. Mammy comes into the kitchen.*

Niamh: A Mhamaí, ba bhreá liom uachtar reoite. *Mammy, I would love an ice-cream.*

D'oscail Mamaí an cuisneoir. Thug Mamaí uachtar reoite di. *Mammy opens the fridge. Mammy gives her an ice-cream.*

Niamh: Go raibh maith agat. *Thank you.*

Oisín: A Mhamaí, ba bhreá liom uachtar reoite? *Mammy, I would love an ice-cream.*

Thug Mamaí uachtar reoite dó. *Mammy gives him an ice-cream.*

## Bua na Cainte Sa Bhaile Ceacht 12



Inniu an Mháirt. *Today is Tuesday.*

Inné an Luan. *Yesterday was Monday.*

Amárach an Chéadaoin. *Tomorrow is Wednesday.*

Tháinig Mamó go dtí mo theach. *Granny came to my house.*

Thug sí cúig euro dom. Bhí áthas orm. *She gave me 5 euro. I was happy.*

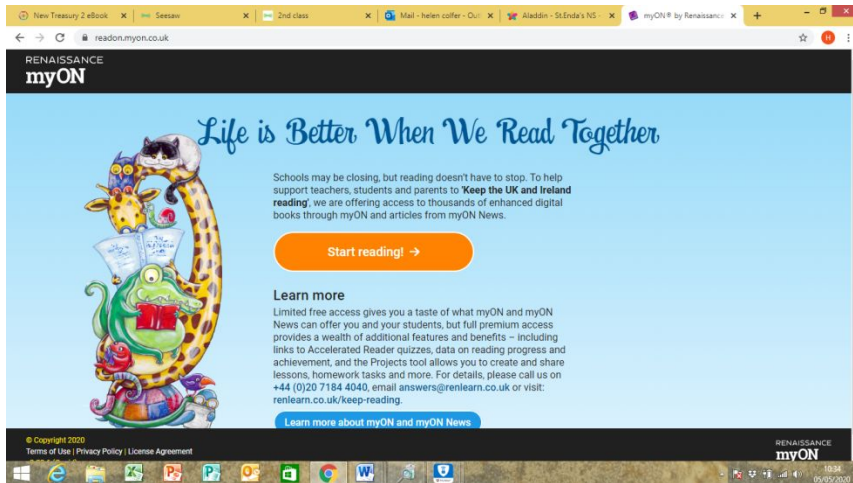
Bhí an lá fliuch inné. *It was wet yesterday.*

Tá an lá geal inniú. *It is bright today.*

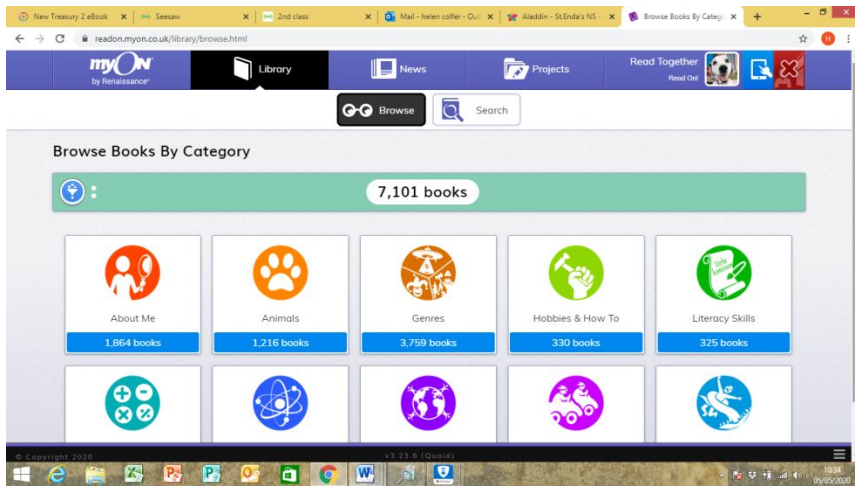
Beidh an lá scamallach amárach. *It will be cloudy tomorrow.*

MyON! This is an excellent resource and is currently free!

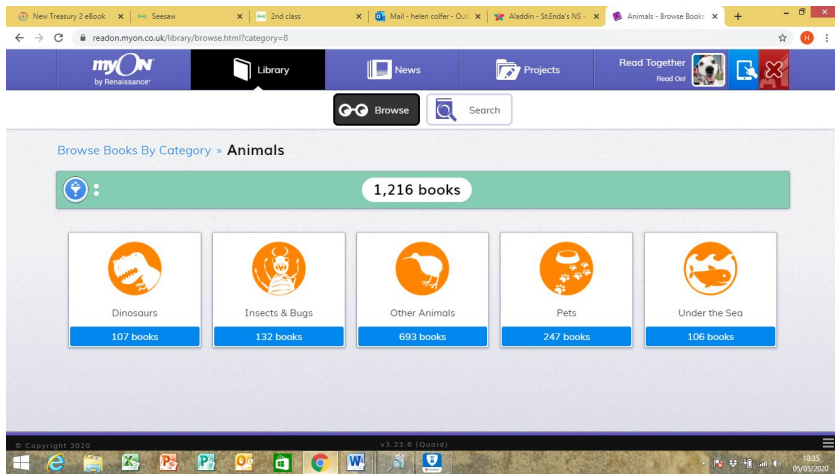
1. Go to [readon.myon.co.uk](http://readon.myon.co.uk). The page below will come up. Click start reading.



2. You will then be brought to a library! Click a category you like.

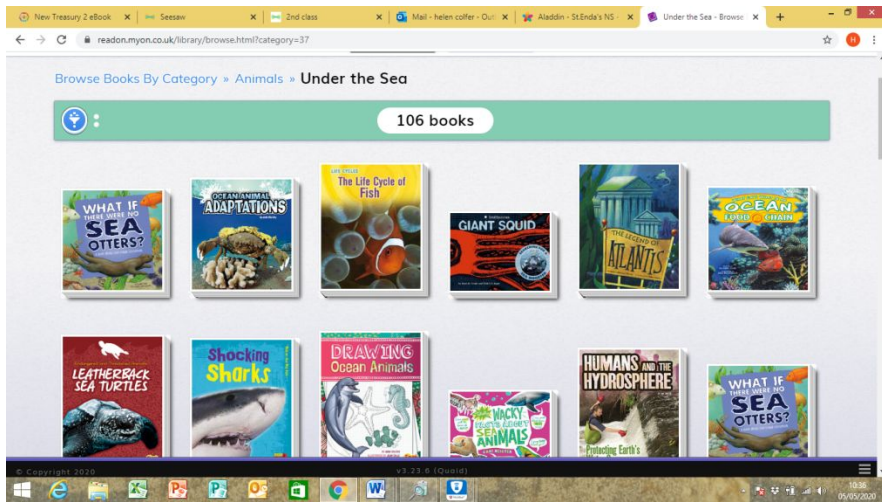


3. In each category, there are subcategories ( I picked animals)



4. I picked under the sea and clicked on a book I liked.





5. When you click on the book, you can either read the book yourself, or click play and the book will be read for you!

