

Suggested Schedule of Work Monday 18th to Friday 22nd of May

1st class Ms Colfer

Completed work can be submitted to the class teacher via the SeeSaw online platform. See email from school for further details regarding permissions/set up/features etc.

This online platform will enable the class teacher to give individual feedback to each pupil on work completed.

Pupils will not be able to see other pupils work. They will only be able to see/access their own work.

Monday	Tuesday	Wednesday	Thursday	Friday
<p><u>Spellings</u> Spellbound Unit 29 Complete part A & B Do a pretest Learn Box 1 Write 4 sentences in your copy with these words.</p>	<p><u>Spellings</u> Spellbound Unit 29 Complete part C & D Learn Box 2 Write 4 sentences in your copy with these words.</p>	<p><u>Spellings</u> Spellbound Unit 29 Complete part E & F Learn Box 3 Write 4 sentences in your copy with these words.</p>	<p><u>Spellings</u> Spellbound Unit 29 Complete G & H Learn Box 4 Write 4 sentences in your copy with these words.</p>	<p><u>Spellings</u> Spellbound Unit 29 Do spelling test and upload to Seesaw Good luck ☺</p>
<p><u>Maths</u> Tables Champion p.31 Do Monday. Revise +7 Mathletics: Assigned activities on</p>	<p><u>Maths</u> Tables Champion p.31 Tuesday Revise +7 Mathemagic 1 p.85 3d shapes</p>	<p><u>Maths</u> Tables Champion p.31 Wednesday Revise +7 Mathemagic 1 p. 86 Subtraction</p>	<p><u>Maths</u> Tables Champion p.31 Thursday Revise +7 Mathemagic 1 p.87 Subtraction</p>	<p><u>Maths</u> +7 tables test in copy and upload to Seesaw Mathemagic 1 p. 88 Subtraction</p>
<p><u>English</u> A Way with Words Unit 10: Feed the Birds Read p.48 Do A, B & C p.49</p>	<p><u>English</u> A Way With Words Unit 10: Feed the Birds Read p.48 Do A, B & C p.50</p>	<p><u>English</u> A Way With Words Unit 10: Feed the Birds Read p.48 Do A, B, C & D p51</p>	<p><u>English</u> A Way With Words Unit 10: Feed the Birds Read p. 48 Do p.52 Upload your work to Seesaw</p>	<p><u>English</u> A Way With Words Unit 10: Feed the Birds Read p48 Do p.53 Record yourself reading and upload to Seesaw</p>
<u>Gaeilge</u>	<u>Gaeilge</u>	<u>Gaeilge</u>	<u>Gaeilge</u>	<u>Gaeilge</u>

Bua na Cainte An Teilifís Ceacht 1 Attached below do p. 86	Bua na Cainte An Teilifís Ceacht 2 (a) Attached below do p.87	Bua na Cainte An Teilifís Ceacht 2 (b) Attached below no page in book to do.	Bua na Cainte An Teilifís Ceacht 3 Attached below do p.88	Bua na Cainte Litriú p.134 Upload work to Seesaw
Challenge Upload to see saw	Design and Make a bird feeder using everyday materials which you might find around your house like plastic bottles, string, pencils, scissors etc. The emphasis should be on recycling where possible. Here is one youtube video which gives one way of doing it but there are many more examples on youtube. If you type in “How to make a bird feeder” you will see several ways. https://www.youtube.com/watch?v=7yV6V6rtpyc You will find out very useful information here about what to feed the birds and where to place your bird feeder etc. https://birdwatchireland.ie/irelands-birds-birdwatch-ireland/garden-birds/feeding-your-garden-birds/			
Other Curricular Areas, Pupil’s choice	Use some of the resources/links on the school website. Try a range of the activities across different subject areas to learn a new skill, create a new piece of art etc. Sample activities a pupil may choose to do: Joe Wicks daily pe lesson TG4 Cúla4 ar scoil			

Reading Zone Link Folens:

Folens have made their online books available for everybody free of charge.

Parents can follow the steps below to get access: Go to <https://www.folensonline.ie/> and click register, Select Teacher, Fill in a username, email and password, For Roll Number use the code: Prim20

CJ Fallon Link:

CJ Fallon have made their online books available for everybody free of charge.

BUA NA CAINTE

1. Go to <http://edco.ie/bua>
2. Select the file which suits your computer: PC or Mac
3. Select the 2nd class and click on it to start a download of the file.
4. Once the download has completed, click on the file to install and follow the on-screen instructions.
5. A Bua na Cainte icon will appear on your desktop. Once you select this icon a login page will open where you will need to enter the following details: Login: trial Password: trial

If you do not have access to a computer, and are unable to download Bua na Cainte (cannot be downloaded on IPADS) please just do what you can in the book. I will also be posting the Gaeilge on Seesaw to help those who cannot access Bua na Cainte. I HAVE ALSO NOW ATTACHED SCREEN SHOTS OF THE LESSONS BELOW.

Bua na Cainte An Teilifís Ceacht 1



- An tráthnóna atá ann. (It is the afternoon)
- Tá an chlann sa seomra suí. (The family are in the sitting room)
- Tá Daidí ina shuí ar an tolg. (Daddy is sitting on the sofa)
- Tá sé ag caint ar an phfón póca. (He is talking on the mobile phone)
- Tá lampas a chúinne. (There is a lamp in the corner)
- Tá pictiúr ar an mballa. (There is a picture on the wall)
- Tá tine sa tinteán. (There is a fire in the fireplace)
- Tá bláthanna agus cupáin ar an mbord. (There are flowers and cups on the table)
- Tá Bran faoin mbord. (Bran is under the table)
- Tá cuirtíní ar an bhfuinneog. (There are curtains on the window)
- Tá Mamaí ina suí ag an ríomhaire. (Mamaí is sitting at the computer)

Tá printéir, páipéar agus luch in aice leis an ríomhaire. (There is a printer, paper and a mouse beside the computer.
Tá na páistí ag féachaint ar an teilifís (The children are watching the television)

An Teilifís Ceacht 2 (a)



Cad atá ar an teilifís? (What is on the television?)

Tá.....(cartún, an nuacht, an aimsir, clár spóirt, clár ceoil, drama, clár dúlra, sorcas) ar an teilifís. (There is.....(cartoons, the news, the weather, sports programme, music programme, nature programme, the circus) on the television)

An bhfuil..... ar an teilifís? (Is.....on the television?)

Tá/níl..... ar an teilifís. (Yes/No.....is/isn't on the television)

An Teilifís Ceacht 2 (b)



Seas ansin (Stand up)

Cas timpeall (Turn around)

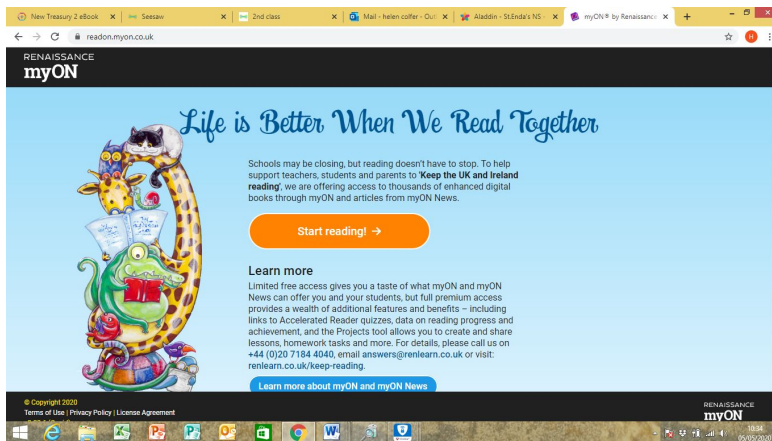
Féach orainn. Ná féach ar an teilifís. (Look at us. Don't look at the television)

An bhfuil.....ar an teilifís? (Is.....on the television?)

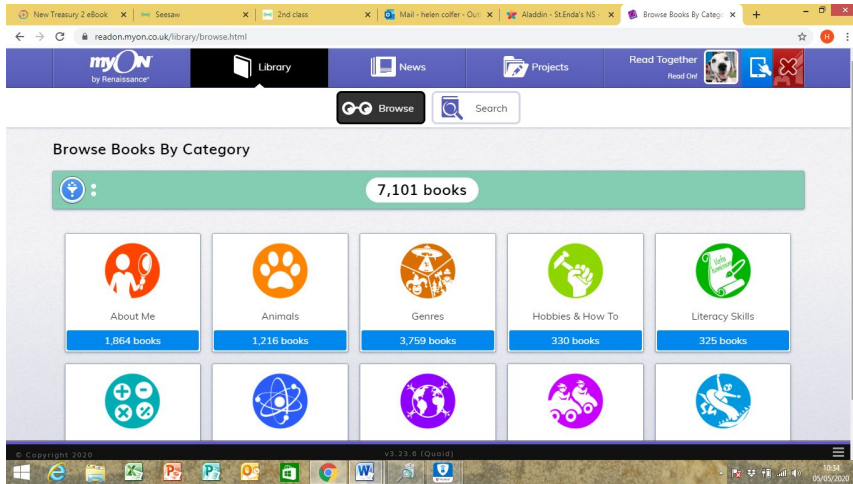
Tá/Níl.....ar an teilifís. (Yes/No....is/isn't on the television)

MyOn! This is an excellent resource and is currently free!

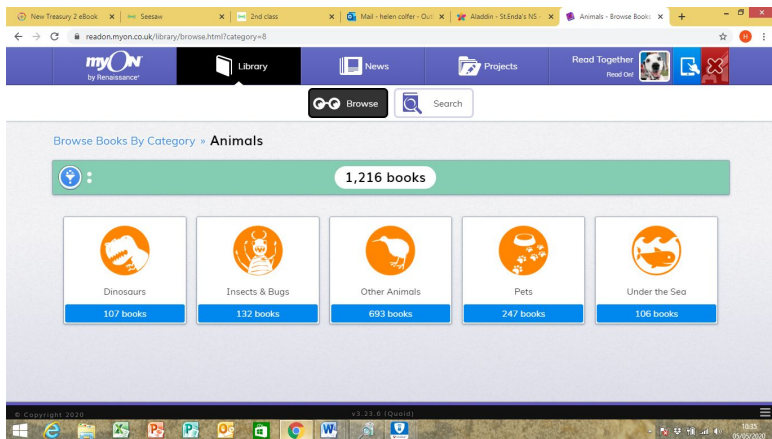
1. Go to readon.myon.co.uk. The page below will come up. Click start reading.



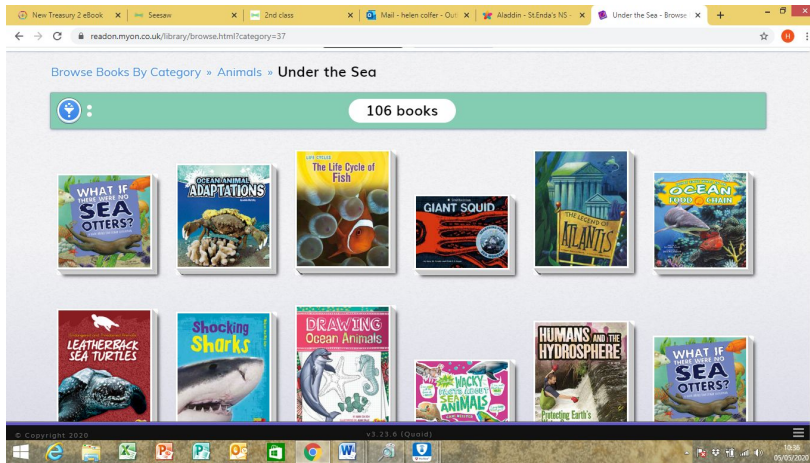
You will then be brought to a library! Click a category you like.



2. In each category, there are subcategories (I picked animals)



I picked under the sea and clicked on a book I liked.



3. When you click on the book, you can either read the book yourself, or click play and the book will be read for you!

