


Suggested Schedule of Work Tuesday 5th to Fri 8th of May 2st class Ms Colfer

Completed work can be submitted to the class teacher via the SeeSaw online platform. See email from school for further details regarding permissions/set up/features etc.

This online platform will enable the class teacher to give individual feedback to each pupil on work completed.

Pupils will not be able to see other pupils work. They will only be able to see/access their own work.

Monday	Tuesday	Wednesday	Thursday	Friday
<u>Spellings</u>	<u>Spellings</u> Spellbound Unit 27 Complete part A B & C Learn Box 2	<u>Spellings</u> Spellbound Unit 27 Complete part D & E Learn Box 3	<u>Spellings</u> Spellbound Unit 27 Complete F, G & H Learn Box 4	<u>Spellings</u> Spellbound Unit 27 Do spelling test Good luck ☺ Upload weeks work to Seesaws
<u>Maths</u> Cracking Maths can be collected from Spar shop	Mental Maths Unit 31: Do weeks activities and upload to Seesaw			
	Tables: Revise +5. Practice daily and do tables test in copy on Friday. Upload test to Seesaw			
	Mathletics: Last two weeks have been reassigned.			
	Cracking Maths Time p.93	Cracking Maths Time p.94	Cracking Maths Time p.95	Upload weeks work to seesaw
<u>English</u> New Treasury for 2nd class attached below	<u>English</u> Read Octopus report. Upload recording of reading by Friday. Do Tuesday activities.	<u>English</u> Read Octopus report. Do Wednesday activities	<u>English</u> Read Octopus report. Do Thursday activities	<u>English</u> Read Octopus report. Do Friday activities. Upload work to Seesaw
<u>Gaeilge</u>	<u>Gaeilge</u> Bua na Cainte Sa Bhaile Ceacht 8. Listen to lesson (Also attached below) Can you say: Glan mé an chistin.	<u>Gaeilge</u> Bua na Cainte Sa Bhaile Ceacht 9. Listen to lesson (Also attached below)	<u>Gaeilge</u> Bua na Cainte Sa Bhaile Ceacht 10. Listen to lesson (also attached below) and do p. 82	<u>Gaeilge</u> Bua na Cainte Litriú p.132
Art challenge	Make a self-portrait using flowers, grass, twigs, stones and other items in your garden. Take a look at these pictures for inspiration			

	
<p>Other Curricular Areas, Pupil's choice</p> <p>Upload a picture you drew to see saw</p>	<p>Use some of the resources/links on the school website.</p> <p>Try a range of the activities across different subject areas to learn a new skill, create a new piece of art etc.</p> <p>Sample activities a pupil may choose to do:</p> <p>Learn to Type.</p> <p>Do the Lego 30 day challenge.</p> <p>Joe Wicks daily pe lesson</p> <p>TG4 Cúla4 ar scoil</p> <p>Draw with Don Conroy on You Tube</p>

Reading Zone Link Folens:

Folens have made their online books available for everybody free of charge. Parents can follow the steps below to get access: Go to <https://www.folensonline.ie/> and click register, Select Teacher, Fill in a username, email and password, For Roll Number use the code: Prim20

New Treasury is a Folens book and can be found on their website.

CJ Fallon Link:

CJ Fallon have made their online books available for everybody free of charge.

BUA NA CAINTE(only for PC or MAC)

1. Go to <http://edco.ie/bua>
 2. Select the file which suits your computer: PC or Mac
 3. Select the 2nd class and click on it to start a download of the file.
 4. Once the download has completed, click on the file to install and follow the on-screen instructions.
 5. A Bua na Cainte icon will appear on your desktop. Once you select this icon a login page will open where you will need to enter the following details: Login: trial Password: trial
- If you do not have access to a computer, and are unable to download Bua na Cainte (cannot be downloaded on IPADS) please just do what you can in the book. **I will also be posting the Gaelge on Seesaw to help those who cannot access Bua na Cainte. THE LESSONS ARE ALSO ATTACHED BELOW AFTER THE ENGLISH. EACH LESSON IS ON A SEPARATE PAGE.***

2nd class reading

Week of Tuesday 5th of May to Friday 8th of May

Report Writing: Octopus Report

Work can be done on the sheets or into your copy

Octopuses are sea creatures. The Giant Octopus is the biggest octopus in the world.



eyes

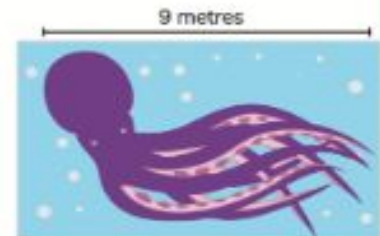
suckers

tentacles

What does it look like?

The Giant Octopus has two **bulging** eyes. It has eight arms called tentacles. Octopuses have no bones in their body so they can squeeze through tiny holes in rocks! The Giant Octopus can change the colour of its skin to hide from attackers.

Octopus size	
Most Giant Octopuses	5 metres long
Biggest ever Giant Octopus	9 metres long



What does it eat?

It eats crabs, shrimp, fish, squid, small sea creatures and other octopuses. It has suckers on its tentacles to catch food and pull food into its mouth. It also **squirts** an inky **fluid** from its body that makes shells open so the octopus can eat the tasty meal inside.

Where does it live?

It lives in the cold waters of the North Pacific **Ocean**.

Did you know?

The Giant Octopus is not usually **dangerous** to humans. While you might not like to meet one, its sting will not kill you.

Written work for Tuesday

A Answer the questions.

1. What sort of animals are octopuses?
Octopuses are _____.
2. Why does an octopus change the colour of its skin?
It changes _____.
3. How long are most Giant Octopuses?
Most _____.
4. What does an octopus have on its tentacles?
_____.
5. What does an octopus's inky fluid do?
_____.
6. Why do you think the Giant Octopus is not usually dangerous to humans?
_____.



Would you like to see a Giant Octopus? Why or why not?

B Complete the activities.

1. Draw and label a Giant Octopus.
2. Make a poster for a 'Sea Creature Centre' where you can see a Giant Octopus. Use the pictures below for ideas.



b^ac Vocabulary

Write the words next to their meanings.

bulging squirts fluid dangerous humans ocean

bulging _____	sticking out	_____	people
_____	unsafe	_____	sprays out
_____	liquid	_____	large area of sea

Use the word 'dangerous' in a sentence.

Work for Wednesday Phonics word work: Three-letter strings

Some words begin with these **three-letter strings** of consonants:
scr spr spl squ shr thr
Examples: scrap, spread, splat, squid, shrimp, throw.

A Write the words on the correct shells.

square
three
squash

screw
scream
splinter

split
shrink
spray

spring
thrill
shrug

scr

spr

spl

squ

shr

thr

B Write three-letter strings to complete the words.

1. I need a needle and ___ ___ ___ ead to mend my dress.
2. Aidan's new kitten ___ ___ ___ atched his hand.
3. Mia ___ ___ ___ inkled glitter on the card she was making.
4. The mouse ___ ___ ___ eaked as it ran around its cage.
5. Patrick ___ ___ ___ ugged his shoulders.
6. The children enjoyed ___ ___ ___ ashing in the sea.


Written work for Thursday Grammar: Question marks and exclamation marks!

A sentence that asks a question ends with a **question mark**.

Example: What does it eat?

A surprising, funny or loud sentence ends with an **exclamation mark**.

Example: I can't believe it!



A Tick the sentences with correct punctuation.

1. When can we go again?
2. It bit my foot?
3. That's horrible!
4. Where do you live!
5. Go away!
6. What do fish eat?

B Add a question mark or an exclamation mark.

1. What a fantastic animal
2. What did you see
3. What are you talking about
4. I hate sharks
5. Sit down right now
6. Who went to the Sea Life Centre



C Add question words and question marks.

Who Where What When Which

1. _____ do seahorses live ____
2. _____ do starfish eat ____
3. _____ has seen a whale ____
4. _____ shell do you like best ____
5. _____ can we go to the beach ____



Work for Friday Reporting

Read the facts about jellyfish below. You can either;

1. Write your report on jellyfish in your copy and take a photo to upload to see saw.
- Or
2. Record yourself talking and reporting on jellyfish.


Whichever way you decide to report, you must give it a title, introduction, some facts and a summary!

Writing skills: Sorting facts

Facts can be grouped under headings.
Examples: When writing facts about an animal you could use headings like 'Where it lives' and 'What it eats'.


A Read the facts about jellyfish.

- Jellyfish look like little umbrellas.
- Most jellyfish live in the sea.
- Jellyfish eat fish eggs and small fish.
- They are found in all oceans.
- They have soft bodies and trailing tentacles.
- Some jellyfish glow in the dark.



B Put the facts next to the correct headings.

Jellyfish Fact File	
Headings	Facts
Where do jellyfish live?	
What do jellyfish look like?	
What do jellyfish eat?	



16


Writing genre: Writing a report

A **report** gives information. It usually has:

- A **title**
- An **introduction** to the topic
- **Facts** organised under different headings
- One or two **summary** sentences

Write a report about jellyfish.

1. Use the information below and on page 16.
2. Choose a title for your report.
3. Group the facts under headings.




- Jellyfish are sea creatures.
- Some jellyfish are brightly coloured.
- Some are see-through.
- Jellyfish use their tentacles to sting.
- Jellyfish stings are often painful.
- Most stings are not very harmful.
- Stings from some jellyfish can kill humans.

Oral language: Talking about pictures

Talk about the pictures with a partner.

1. Choose one picture each.
2. Ask each other questions such as:
 - What kind of creature is this?
 - What colour is it?
 - What details can you see?
 - What do you think it feels like?
 - Do you like the creature?
 - Why did you choose it?



17

Bua na Cainte Sa Bhaile Ceacht 8

Bhí na paistí ag obair sa chistin. Chuir Oisín na héadaí san inneall níochnáin. Nigh Niamh na plataí. Scuab Oisín an t-urlar. Glan Niamh an bord. Tá an chistin deas glan anois arsa Mamaí. Maith sibh arsa Daidí.



Now it's your turn!

Practice saying: Glan mé an chistin. Scuab mé an t-urlar.

Bua na Cainte Sa Bhaile Ceacht 9

Fón poca

A náid, a haon, a dó, a trí, a ceathair, a cúig, a sé, a seacht, a naoi,



You can practice saying the numbers and make up a phone number.

Niamh:Fáilte romhat isteach.
Mamó: Go raibh maith agat.
Niamh: Ar mhaith leat deoch?
Mamó: Is mhaith liom deoch.

