

Suggested Schedule of Work Monday 11th to Fri 15th of May 2st class Ms Colfer

Completed work can be submitted to the class teacher via the SeeSaw online platform. See email from school for further details regarding permissions/set up/features etc.

This online platform will enable the class teacher to give individual feedback to each pupil on work completed.

Pupils will not be able to see other pupils work. They will only be able to see/access their own work.

Monday	Tuesday	Wednesday	Thursday	Friday
<u>Spellings</u> Spellbound Unit 28 Pretest Learn Box 1 Put 4 words into sentences Do A & B	<u>Spellings</u> Spellbound Unit 28 Learn Box 2 Put 4 words into sentences Do C & D	<u>Spellings</u> Spellbound Unit 28 Learn Box 3 Put 4 words into sentences Do E & F	<u>Spellings</u> Spellbound Unit 28 Learn Box 4 Put 4 words into sentences Do G & H	<u>Spellings</u> Spellbound Unit 28 Do spelling test Good luck ☺ Upload weeks work to Seesaws
<u>Maths</u> Mental Maths unit 32 Cracking maths p.96 Tables: +6 Mathematics: Assigned work	<u>Maths</u> Mental Maths unit 32 Cracking maths p.97 Tables: +6 Mathematics: Assigned work	<u>Maths</u> Mental Maths unit 32 Cracking maths p.98 Tables: +6 Mathematics: Assigned work	<u>Maths</u> Mental Maths unit 32 Cracking maths p.99 Tables: +6 Mathematics: Assigned work	<u>Maths</u> +6 tables in copy. Upload maths work to seesaw
<u>English</u> The Golden Egg Narrative (attached below) Do Monday activities Jolly Grammar p49	<u>English</u> The Golden Egg Narrative. Upload recording of reading by Friday. Do Tuesday activities.	<u>English</u> Read The Golden Egg Narrative Do Wednesday activities	<u>English</u> Read The Golden Egg Narrative Do Thursday activities	<u>English</u> Read The Golden Egg Narrative Do Friday activities. Upload work to Seesaw
<u>Gaeilge</u> Bua na Cainte Sa Bhaile Ceacht 11. Attached below do p. 83	<u>Gaeilge</u> Bua na Cainte Sa Bhaile Ceacht 12. Attached below do p.84	<u>Gaeilge</u> Bua na Cainte Sa Bhaile p.84. Read p84 as if you were on the news. Record and upload to see saw (optional)	<u>Gaeilge</u> Bua na Cainte p.85 Upload activities from the week to seesaw	<u>Gaeilge</u> Bua na Cainte Litriú p.133
Challenge Upload your picture to seesaw	<ol style="list-style-type: none"> 1. Create a Drawing of a Barn Owl based on the following video tutorial which is hosted by Don Conroy https://www.youtube.com/watch?v=Rlr-LtOFkMM 2. Listen to the birds songs on the video links below (Headphones helpful!☺) and see if they can learn to recognise some of the songs of 			

	<p>common birds like the blackbird when you hear them while out in the garden/out walking.</p> <p>Some Birds of Ireland 1 https://www.youtube.com/watch?v=IS5UvNXnAHg</p> <p>Some Birds of Ireland 2 https://www.youtube.com/watch?v=i75UqHKkwY4</p>
Other Curricular Areas, Pupil's choice	<p>Use some of the resources/links on the school website.</p> <p>Try a range of the activities across different subject areas to learn a new skill, create a new piece of art etc.</p> <p>Sample activities a pupil may choose to do:</p> <p>Learn to Type.</p> <p>Do the Lego 30 day challenge.</p> <p>Joe Wicks daily pe lesson</p> <p>TG4 Cúla4 ar scoil</p>

Reading Zone Link Folens:

Folens have made their online books available for everybody free of charge.

Parents can follow the steps below to get access: Go to <https://www.folensonline.ie/> and click register, Select Teacher, Fill in a username, email and password, For Roll Number use the code: Prim20

New Treasury is a Folens book and can be found on their website.

CJ Fallon Link:

CJ Fallon have made their online books available for everybody free of charge.

BUA NA CAINTE(only for PC or MAC)

1. Go to <http://edco.ie/bua>
 2. Select the file which suits your computer: PC or Mac
 3. Select the 2nd class and click on it to start a download of the file.
 4. Once the download has completed, click on the file to install and follow the on-screen instructions.
 5. A Bua na Cainte icon will appear on your desktop. Once you select this icon a login page will open where you will need to enter the following details: Login: trial Password: trial
- If you do not have access to a computer, and are unable to download Bua na Cainte (cannot be downloaded on IPADS) please just do what you can in the book. **I will also be posting the Gaelige on Seesaw to help those who cannot access Bua na Cainte. THE LESSONS ARE ALSO ATTACHED BELOW AFTER THE ENGLISH. EACH LESSON IS ON A SEPARATE PAGE.***

2nd class reading

Monday 11th to Friday 15th of May

The Golden Egg

Emily woke early. The bright morning sun was shining through her window. She looked out into the garden.

At first everything seemed normal. Then she spotted a strange gold shape **gleaming** in the sunlight. **Curious**, she rushed downstairs.

"Where are you going?" asked her little brother, Tom.

"There's something strange outside," Emily replied. "Come on!"

In the garden the children saw a huge golden egg on the grass.



"Tap!" A noise came from inside the egg. "Tap, tap!"

"There's something trying to get out," said Tom in a **frightened** voice.

"Shush," said Emily. "Let's watch."

Crack! The egg broke open. A fluffy green head peeked out. It had red pointed ears, three big eyes and a nose like an elephant's trunk.

"It's a baby monster!"

Emily gasped.

The eggshell fell away. The baby monster had webbed feet and tiny silver wings. It **gazed** at the children and **trembled**.

"What will we do with it?" asked Tom.

"We'll look after it," said Emily. "Come here, little monster."

"Humph!" said the little monster, as it **tattered** towards the children.



Written work for Tuesday

? Comprehension

A Answer the questions.

1. What did Emily do first when she woke up?

She looked _____

2. What did Emily spot in the garden?

Emily spotted _____

3. What did Emily tell Tom was outside?

Emily told Tom _____

4. Why did Tom speak in a frightened voice?

5. What did the baby monster look like?

6. Why do you think the baby monster trembled?



How would you feel if you found a baby monster?

B Complete the activities.

1. What did you think might be in the egg? Draw a picture.
2. What do you think happened next? Write a sentence.



a
b c

Vocabulary

Use the words to complete the sentences.

gleaming curious trembled gazed tottered

1. The golden egg was gleaming _____ in the sunshine.
2. The boy _____ at the baby monster.
3. The little monster _____ in fear.
4. Emily was _____ about what was in the egg.
5. The monster _____ around the garden.



Write another word that means **frightened**.

Written work for Wednesday



Phonics: ph

Sometimes the letters 'ph' make an f sound.
Example: orphan

A Write 'ph' or 'f' to complete the words.




ele____ant




wol____



dol____in



al____abet



gold____ish



____otogra____

B Write 'ph' or 'f' to complete the sentences.

1. Uncle John bought presents for his niece and ne____ew.
2. Ella was learning the recorder and it sounded aw____ull!
3. We held the tro____y up high when we won the match.
4. Mum spoke to Dad on the ____one.
5. The singer had a micro____one.
6. The lake ____roze last winter.



Write a sentence using the word **photograph**.



Work for Thursday



Grammar: Speech marks

Speech marks are used around the exact words someone says. They are also called quotation marks.

Examples:

"I hope we're on time," said Max.
Sophie replied, "We're late."

A Circle the speech marks.

1. "There's something inside," said Tom.
2. "It's a baby monster!" cried Emily.
3. Tom asked, "What will we do with it?"
4. "We'll look after it," replied Emily.
5. Emily said to the little monster, "We'll look after you."
6. "The monster is cute," said Tom.

B Put speech marks in the correct places.

1. What have you got there? asked Finn.
2. It's a secret, said Cara.
3. Can I see it? asked Finn.
4. No, you can't, replied Cara.
5. Finn said, That's not fair!
6. I'm going home, said Cara.



C Look at the pictures. Write sentences about each one using speech marks.





Write a different sentence for the third picture, using **speech marks**.

Work for Friday


Writing a story. How you plan your story is up to you. You can draw, write or talk about your story. AFTER your planning, you are to write your story.

Writing skills: Storyboarding

A **storyboard** helps you to plan your writing.

Write or draw a storyboard.

1. Read the questions in the storyboard below.
2. Complete it for the story *The Golden Egg*, on page 18.



Who is the story about?
Where does the story take place?
When does the story take place?
What happened first?
↓
What happened next?
↓
What happened in the end?

Writing genre: Writing a story



A **story** needs:

- Characters
- A place or setting
- A plot - what happens

Most stories have a problem that is solved before the end.


Write a story.

Choose one of the titles below or make up your own.

- **A Strange Box.** What is inside? 
- **A Surprising Letter.** Who is it from? What is it about? 

1. First, draw a storyboard like the one on page 22.
2. Next, fill in the storyboard with information about your story.
3. Then, write your story.
4. Finally, check:
 - Is it clear who your story is about?
 - Is it clear when and where your story takes place?
 - Does your story have a beginning, a middle and an end?

Oral language: Telling a story



1. Look at the pictures above.
2. Tell the story in the pictures to a partner.
3. Listen to your partner tell the story to you.
4. Do you think it is a good story? Discuss why or why not.

22 23



Bhí Oisín agus Niamh ag an mbord. Tháinig Mamaí isteach sa chistin. *Oisín and Niamh are at the table. Mammy comes into the kitchen.*

Niamh: A Mhamaí, ba bhreá liom uachtar reoite. *Mammy, I would love an ice-cream.*

D'oscail Mamaí an cuisneoir. Thug Mamaí uachtar reoite di. *Mammy opens the fridge. Mammy gives her an ice-cream.*

Niamh: Go raibh maith agat. *Thank you.*

Oisín: A Mhamaí, ba bhreá liom uachtar reoite? *Mammy, I would love an ice-cream.*

Thug Mamaí uachtar reoite dó. *Mammy gives him an ice-cream.*

Bua na Cainte Sa Bhaile Ceacht 12



Inniu an Mháirt. *Today is Tuesday.*

Inné an Luan. *Yesterday was Monday.*

Amárach an Chéadaoin. *Tomorrow is Wednesday.*

Tháinig Mamó go dtí mo theach. *Granny came to my house.*

Thug sí cúig euro dom. Bhí áthas orm. *She gave me 5 euro. I was happy.*

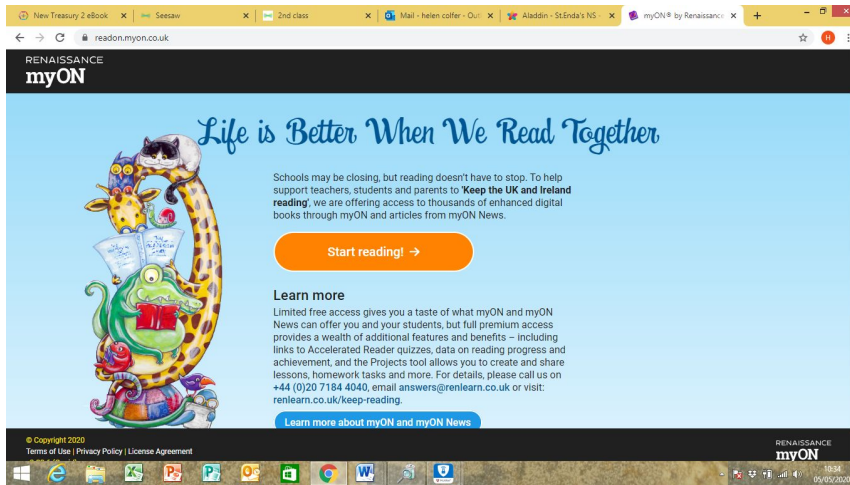
Bhí an lá fliuch inné. *It was wet yesterday.*

Tá an lá geal inniú. *It is bright today.*

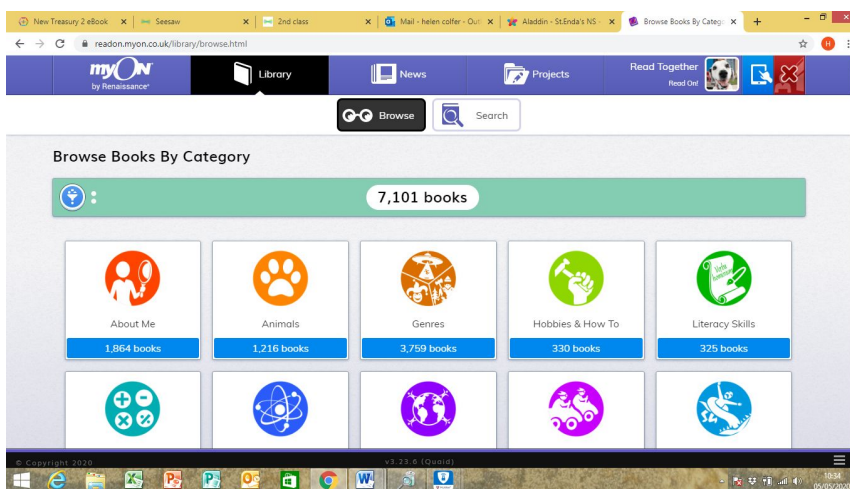
Beidh an lá scamallach amárach. *It will be cloudy tomorrow.*

MyOn! This is an excellent resource and is currently free!

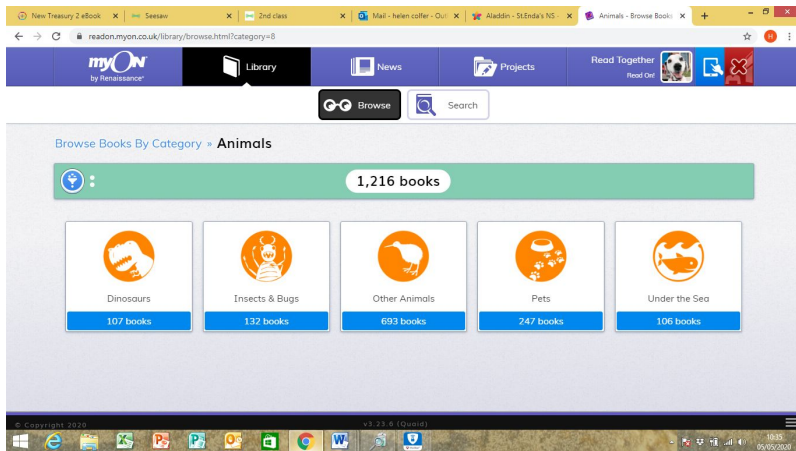
1. Go to readon.myon.co.uk. The page below will come up. Click start reading.



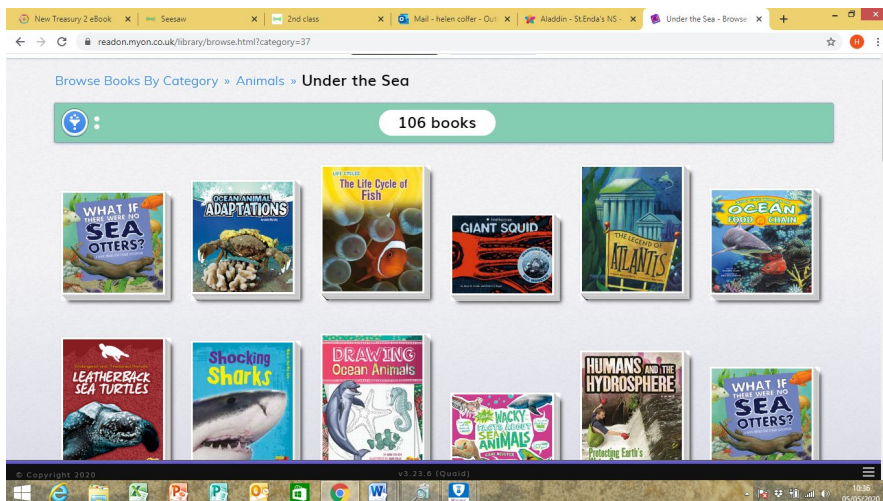
2. You will then be brought to a library! Click a category you like.



3. In each category, there are subcategories (I picked animals)



4. I picked under the sea and clicked on a book I liked.



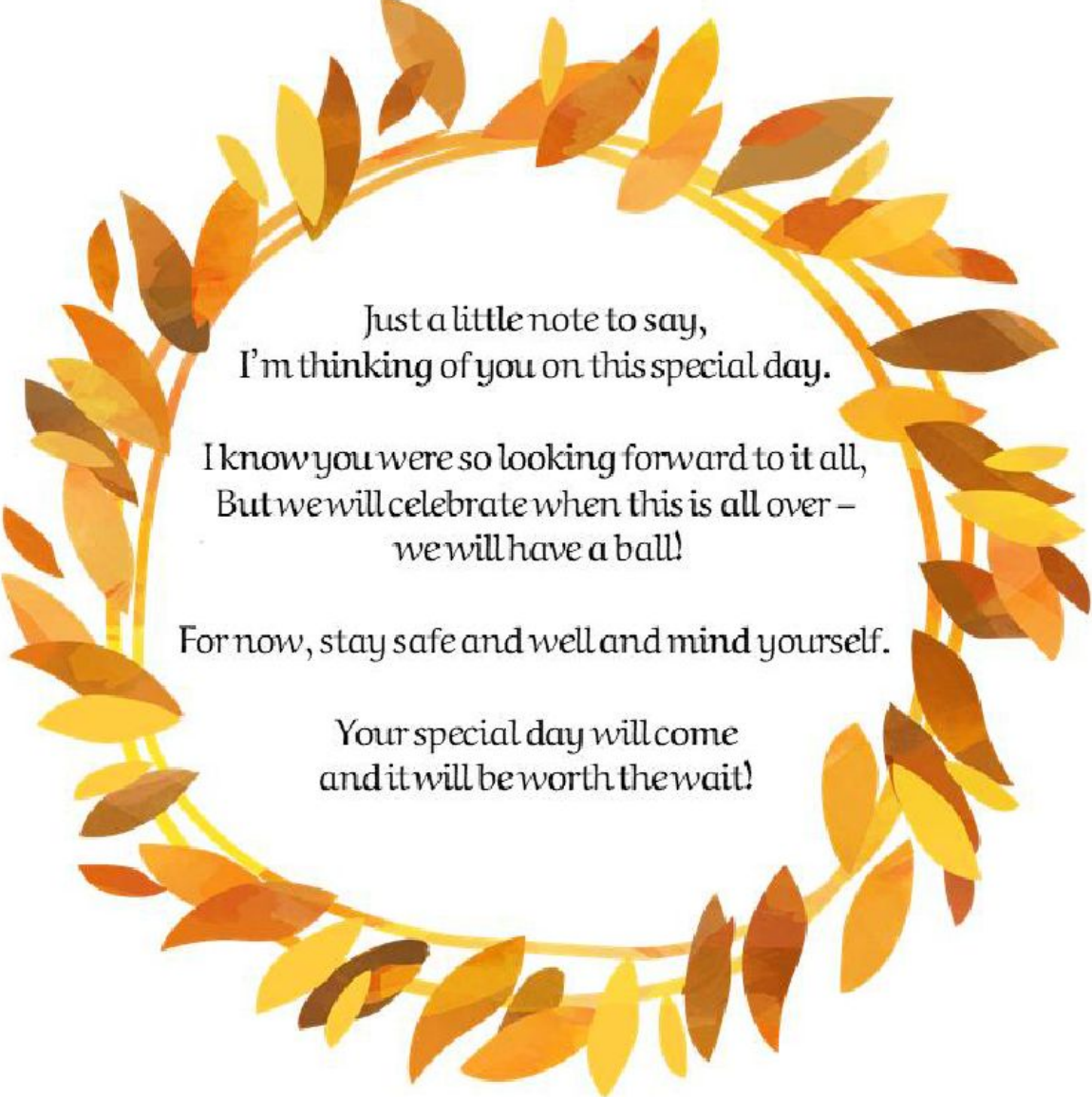
5. When you click on the book, you can either read the book yourself, or click play and the book will be read for you!

New Treasury 2 eBook x Seesaw x 2nd class x Mail - helen colfer - Our x Aladdin - St Erda's NS x The Legend of Atlantis x

readon.myon.co.uk/reader/index.html?a=lh_atlan_s12

The screenshot shows a digital reader application. The main content is the cover of the book 'The Legend of Atlantis' by Thomas Schmalz Frazer, illustrated by Mike Croy. The cover art depicts a classical Greek temple with columns, partially submerged in water with green seaweed and bubbles. A wooden sign in the foreground reads 'THE LEGEND OF ATLANTIS'. The interface includes a top navigation bar with browser tabs, a central reading area, a bottom playback control bar with play, volume, and progress indicators, and a right-hand sidebar with icons for 'Exit', 'Other Pages', 'Dictionary', and 'Settings'. A grey arrow points to the 'Settings' icon. The Windows taskbar at the bottom shows various application icons and the system clock displaying 10:36 on 09/09/2020.

On what would have been your First Holy Communion



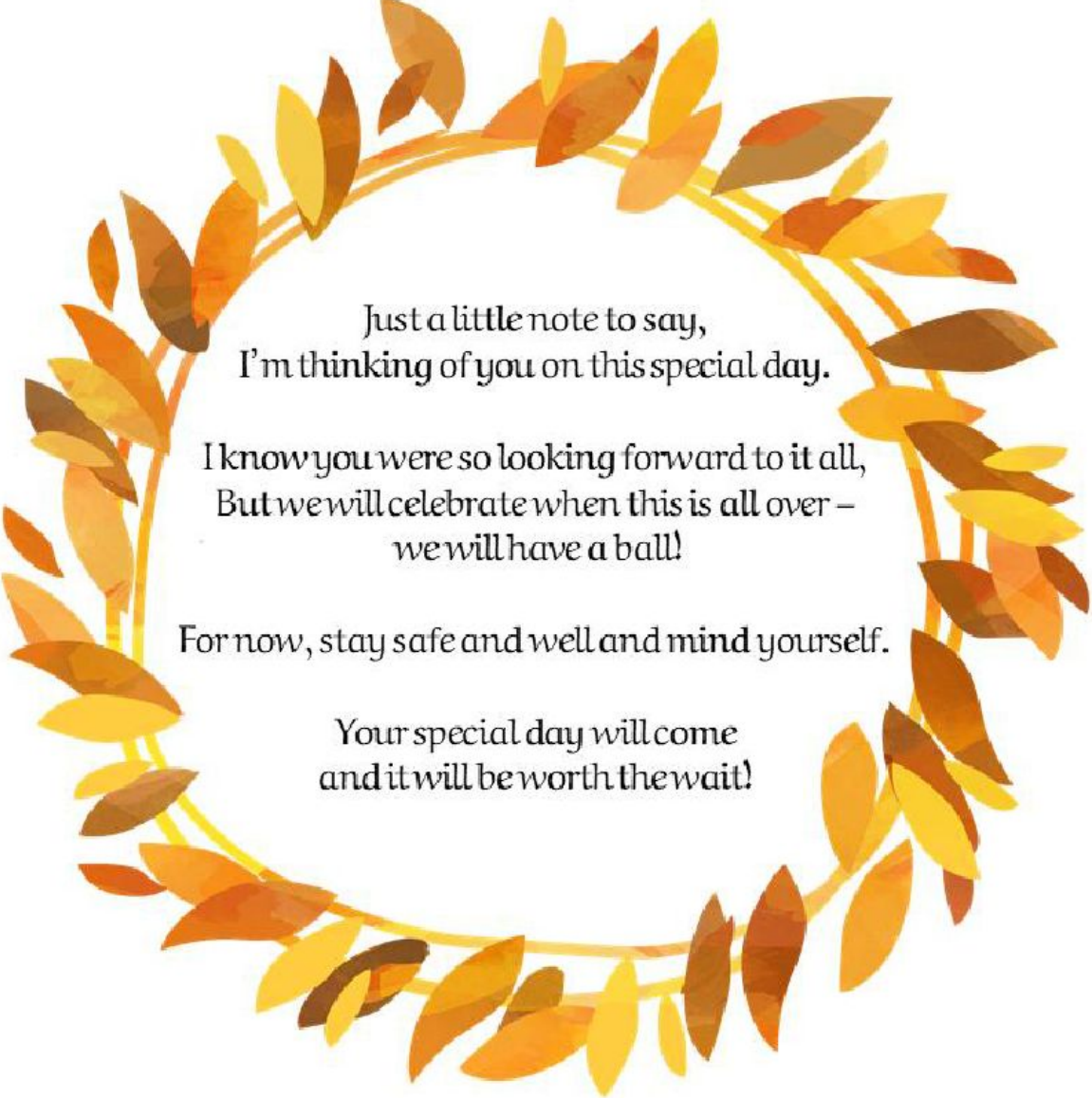
Just a little note to say,
I'm thinking of you on this special day.

I know you were so looking forward to it all,
But we will celebrate when this is all over –
we will have a ball!

For now, stay safe and well and mind yourself.

Your special day will come
and it will be worth the wait!

On what would have been your First Holy Communion



Just a little note to say,
I'm thinking of you on this special day.

I know you were so looking forward to it all,
But we will celebrate when this is all over –
we will have a ball!

For now, stay safe and well and mind yourself.

Your special day will come
and it will be worth the wait!