

Suggested Schedule of Work Mon May 25th to Fri May 29th
Senior Infants Mrs E.O'Donoghue

Completed work can be submitted to the class teacher via the SeeSaw online platform. See email from school for further details regarding permissions/set up/features etc.

This online platform will enable the class teacher to give individual feedback to each pupil on work completed.

Pupils will not be able to see other pupils work. They will only be able to see/access their own work.

| Monday | Tuesday | Wednesday | Thursday | Friday |
|---|---|---|---|---|
| Reader "What's in the Box?"—Page 1 See bottom of page or Reading Zone on Folens website for the ebook. | Reader "What's in the Box?"—Page 2 See bottom of page or Reading Zone on Folens website for the ebook. | Reader "What's in the Box?"—Page 3 See bottom of page or Reading Zone on Folens website for the ebook. | Reader "What's in the Box?"—Page 4 See bottom of page or Reading Zone on Folens website for the ebook. | Reader "What's in the Box?"—Page 5 See bottom of page or Reading Zone on Folens website for the ebook. |
| Stop that dog Workbook—Page 15 | Sounds in Action workbook--Page 68 | News writing---Write some sentences in a copy and draw the picture | Stop that dog workbook---page 16 | Ready to Write workbook—Page 41 |
| Planet Maths---Big book---page 104— | Planet maths---Big book—-page 105 | Planet Maths---Big book---page 106 Learning about measuring. See bottom of page for cubes/squares to help you with this activity. | Planet maths---Big book---page 107 Learning about measuring. See bottom of page for cubes/squares to help you with this activity. | Planet Maths---Big book---page 114 |
| Listen to and sing along with the Jolly Phonics letter and sound songs on youtube. | Explore with me-- workbook---page 44 | Bua na Cainte-- workbook---page 44 | Explore with me-- workbook---page 46 | See Irish activity at the bottom of this page |

| | |
|------------------|--|
| Weekly Challenge | <p>Science Challenge</p> <p>Race a balloon-powered car</p> <p>Using just a balloon, a plastic cup, straws, thread and rubber bands, get to grips with balloon-powered propulsion and make your own racing car.</p> |
|------------------|--|

<https://youtu.be/2x-ixR7E3xA>



(Make sure to take a photo of your/your family's creation and upload to your SeeSaw account).

Other Curricular Areas,
Pupil's choice

Use some of the resources/links on the school website.
Try a range of the activities across different subject areas to learn a new skill, create a new piece of art etc.
Sample activities a pupil may choose to do:

Learn to Type.

Do the Lego 30 day challenge

Jo Wick's daily PE lesson

TG4 Cúla 4 ar scoil

Reading Zone Link Folens:

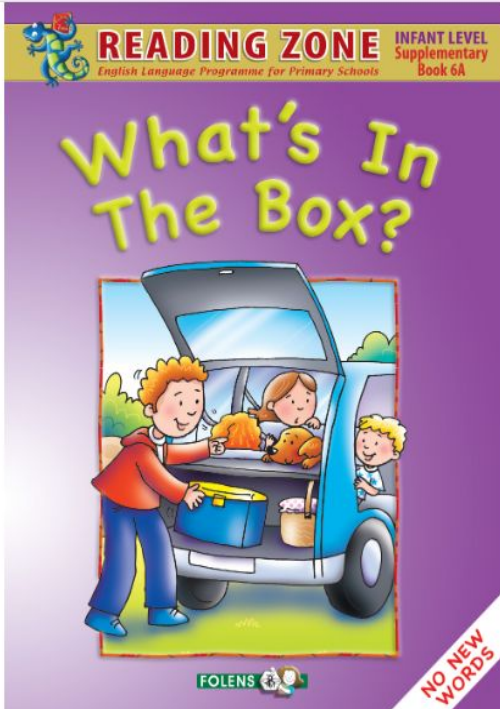
Folens have made their online books available for everybody free of charge.

Parents can follow the steps below to get access: Go to <https://www.folensonline.ie/> and click register, Select Teacher, Fill in a username, email and password, For Roll Number use the code: Prim20

[edcolearning.ie](https://www.edcolearning.ie)---for computer----useful for "Explore with me" workbook

Senior Infant Reader—"What's in the Box?"

Record yourself reading and upload to Seesaw (Audio only)



Dad, Mum, Kitty, Zack and Finn are all going for a walk.
Dad is putting a big box in the boot.
'What is in the box?' says Zack.
'Get in, Zack! Get in,' says Dad.



'Is a giant teddy in the box?' says Zack.

'Come on!' says Dad.

'Who wants to go for a walk?'

'Me!' says Zack.

'Me, too!' says Kitty.



Finn is on the lead.

He wants to run down to a pool.

He pulls on the lead.

Mum holds onto the lead.

'Stop pulling, Finn!' she says.



Finn is not happy.
He is stuck and cannot get away.
He cannot go down to the water.







Kitty has splashed water on Zack.
Zack runs away and pushes Mum.
'Stop running, Zack!'
Mum is cross with Zack.

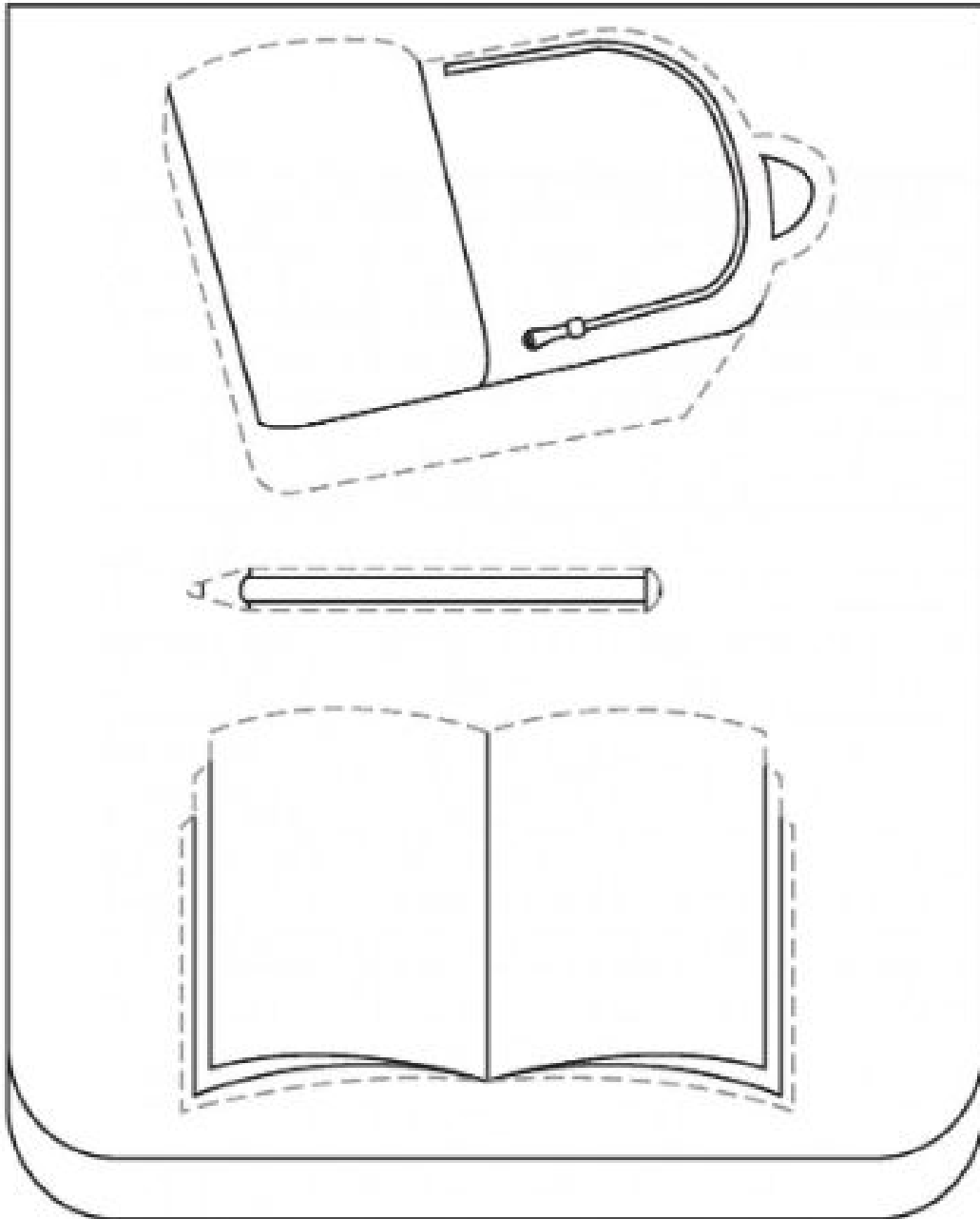
The squares below are a similar size to the cubes that we use at school.

1. **Estimate /Guess** how many squares you will need to cut out to be the same length as the pencil, the crayon ,the lunchbox and the shoe.
2. Cut out the squares. Adult supervision required.
3. Put the squares on each of the items and count how many squares were needed to measure each item.
4. Write your answers into your workbook.

Example: The Pencil Estimate/Guess = 5 squares Measure=6 squares



Irish worksheet-----Check the activities box on Seesaw for an audio message to help you with this activity.



Éist agus ceangail na daiseanna.

- Tarrang mála scoile.
- Tarrang peann luaidhe.
- Tarrang leabhar.

Éist agus dathailigh.

- an mála scoile.
- an peann luaidhe.
- an leabhar.