

## Suggested Schedule of Work Monday 8th June -12th June

### 2nd Class Miss Carkill

Completed work can be submitted to the class teacher via the SeeSaw online platform. See email from school for further details regarding permissions/set up/features etc. This online platform will enable the class teacher to give individual feedback to each pupil on work completed. Pupils will not be able to see other pupils work. They will only be able to see/access their own work.

Subject		Mon	Tue	Wed	Thu	Fri
Maths	Mental Maths	Week 36 Monday and Problem solving	Week 36 Tuesday and Problem solving	Week 36 Wednesday and Problem Solving	Week 36 Thursday and Problem Solving	Week 36 Friday Test
	Tables	Revision +10 Practice out loud, in copy and using tables games on school website etc	Revision +10 Practice out loud, in copy and using tables games on school website etc.	Revision +10 Practice out loud, in copy and using tables games on school website etc.	Revision +10 Practice out loud, in copy and using tables games on school website etc.	Complete test with adult at home  OR complete assigned test on seesaw.

	Mathletics online  Topic: Addition	. Topic: <b>Addition</b>  Complete teacher assigned <b>Mathletics</b> activities	Topic: <b>Addition</b>  Complete teacher assigned <b>Mathletics</b> activities	Topic: <b>Addition</b>  Complete teacher assigned <b>Mathletics</b> activities	Topic: <b>Addition</b>  Complete teacher assigned <b>Mathletics</b> activities	Topic: <b>Addition</b>  Complete teacher assigned <b>Mathletics</b> activity and <b>topic test</b>
<b>Subject</b>	<b>Book</b>	<b>Mon</b>	<b>Tues</b>	<b>Wed</b>	<b>Thurs</b>	<b>Fri</b>
English	Spellbound	Learn Unit 32  Activity a, & b	Learn Unit 32  Activity c & d	Learn Unit 32  Activity e & f	Learn Unit 32  Activity g+h	Complete test with adult at home.  Or  Complete assigned test on seesaw
	<b>New Treasury for 2<sup>nd</sup> class attached below</b>	Read 'Join after School Clubs' Do Monday activities.  Record yourself reading and upload to seesaw by Friday	Read 'Join after School Clubs' Do Tuesday activities.	Read 'Read 'Join after School Clubs' Do Tuesday activities. Do Wednesday activities	Read 'Read 'Join after School Clubs' Do Thursday activities	Read 'Read 'Join after School Clubs'  Do Friday activities. Upload work to Seesaw
	Jolly Grammar		Pg 63		Pg 64	

Gaeilge	Léigh sa Bhaile Leabhar B	<p>Léigh sa Bhaile Leabhar B p.15</p> <p><a href="https://my.cjfallon.ie/preview/index/11139/25">https://my.cjfallon.ie/preview/index/11139/25</a></p> <p>Record yourself reading p.15 out loud and upload to your SeeSaw account.</p>	<p>Léigh sa Bhaile Leabhar B p.15</p> <p><a href="https://my.cjfallon.ie/preview/index/11139/25">https://my.cjfallon.ie/preview/index/11139/25</a></p> <p>Write Que and Ans in copy or as a note on seesaw. Pg 15</p>	<p>Léigh sa Bhaile Leabhar B p.16</p> <p><a href="https://my.cjfallon.ie/preview/index/11139/26">https://my.cjfallon.ie/preview/index/11139/26</a></p> <p>Record yourself reading p.16 out loud and upload to your SeeSaw account.</p>	<p>Léigh sa Bhaile Leabhar B p.16</p> <p><a href="https://my.cjfallon.ie/preview/index/11139/26">https://my.cjfallon.ie/preview/index/11139/26</a></p> <p>Write Que and Ans in copy. Pg 16</p>	<p><b>Oral Language</b></p> <p>Practice Irish questions at the bottom of the page.</p> <p>You don't need to write them out! Practise with your family. You can make a recording and upload to seesaw.</p>
<p>Challenge</p> <p>Upload to Seesaw</p>		<p><i>(Same challenge as last week - please see the link below to enter the competition.</i></p> <p><i>You can still upload your photo to seesaw if you'd like to just share your photo with your teacher but you must follow the link below if you would like to enter your photo into the competition.)</i></p> <p>Link to Burren Community Meitheal Photography Competition  <a href="http://www.BurrenResponse.com/Competition">www.BurrenResponse.com/Competition</a></p> <p>Lisdoonvarna Fáilte in conjunction with Burren Community Meitheal are launching a photography competition for children.</p> <p>The photographs can be landscape, flora and fauna.  The slogan is 'Bígi Linn' and they would ask that the children title their work in Irish for example 'luí na gréine' and give a short description in English of what inspired them to take the photo. The photographs will be submitted to Burren Community Meitheal and they will choose 8 photographs to display on 2 postcards.</p>				

<p>Other Curricular Areas, Pupil's choice</p>	<p>Use some of the resources/links on the school website. Try a range of the activities across different subject areas to learn a new skill, create a new piece of art etc. Sample activities a pupil may choose to do: Learn to Type. Do the Lego 30 day challenge. Map work identifying countries/capitals.</p>
---	---

















### Gaeilge Practise

Practise saying these phrases out loud. The pictures will tell you the meaning of each phrase.


Is maith liom a bheith/Is breá liom a bheith/ Is aoibhinn liom a bheith..... = **I like to.....**

e.g . **Is breá liom a bheith ag canadh. = I like to sing.**

#### Caitheamh aimsire

<p style="color: red;">Léigh na habairtí os ard.</p> <p style="text-align: center;">😊 <b>Is maith liom a bheith ...</b></p> <div style="display: flex; justify-content: space-around;"> <div style="text-align: center;">  <p>Is maith liom a bheith ag scipeáil.</p> </div> <div style="text-align: center;">  <p>Is maith liom a bheith ag imirt eitpheile.</p> </div> </div> <div style="display: flex; justify-content: space-around; margin-top: 20px;"> <div style="text-align: center;">  <p>Is maith liom a bheith ag bácáil.</p> </div> <div style="text-align: center;">  <p>Is maith liom a bheith ag déanamh cearáité.</p> </div> </div>	<p style="color: red;">Léigh na habairtí os ard.</p> <p style="text-align: center;">😊 <b>Is maith liom a bheith ...</b></p> <div style="display: flex; justify-content: space-around;"> <div style="text-align: center;">  <p>Is maith liom a bheith ag léamh.</p> </div> <div style="text-align: center;">  <p>Is maith liom a bheith ag péinteáil</p> </div> </div> <div style="display: flex; justify-content: space-around; margin-top: 20px;"> <div style="text-align: center;">  <p>Is maith liom a bheith ag éisteacht le ceoil.</p> </div> <div style="text-align: center;">  <p>Is maith liom a bheith ag imirt fichille.</p> </div> </div>
<p style="color: red;">Léigh na habairtí os ard.</p> <p style="text-align: center;">😄 <b>Is aoibhinn liom a bheith ...</b></p> <div style="display: flex; justify-content: space-around;"> <div style="text-align: center;">  <p>Is aoibhinn liom a bheith ag féachaint ar an teilifís.</p> </div> <div style="text-align: center;">  <p>Is aoibhinn liom a bheith ag iománaíocht.</p> </div> </div> <div style="display: flex; justify-content: space-around; margin-top: 20px;"> <div style="text-align: center;">  <p>Is aoibhinn liom a bheith ag seinm ceoil.</p> </div> <div style="text-align: center;">  <p>Is aoibhinn liom a bheith ag tarraingt.</p> </div> </div>	<p style="color: red;">Léigh na habairtí os ard.</p> <p style="text-align: center;">😄 <b>Is breá liom a bheith ...</b></p> <div style="display: flex; justify-content: space-around;"> <div style="text-align: center;">  <p>Is breá liom a bheith ag déanamh lúthchleasaíochta.</p> </div> <div style="text-align: center;">  <p>Is breá liom a bheith ag cadhcáil.</p> </div> </div> <div style="display: flex; justify-content: space-around; margin-top: 20px;"> <div style="text-align: center;">  <p>Is breá liom a bheith ag déanamh gleacaíochta.</p> </div> <div style="text-align: center;">  <p>Is breá liom a bheith ag rothaíocht.</p> </div> </div>

# Cuimilt Duilleoige



## CEISTEANNA

- 1 Cad atá ag teastáil? (*What is needed?*)
- 2 Cá gcuireann tú an duilleog? (*Where do you put the leaf?*)
- 3 Cad a dhéanann tú leis na criáin? (*What do you do with the crayons?*)

## FOCLÓIR

cuimilt duilleoige *leaf rubbing*  
ag teastáil *needed*  
duilleog *leaf* páipéar *paper*  
faoin *under the* dathaigh *colour*  
trasna *across*

# Siopa Bronntanas



Bhí Mamó san ospidéal.



Bhí Rosie agus Fionn sa siopa bronntanas.



Cheannaigh Rosie seacláidí.  
Cheannaigh Fionn cárta.



Bhí áthas ar Mhamó.

## CEISTEANNA

- 1 Cé a bhí san ospidéal? (Who was in the hospital?)
- 2 Cé a bhí sa siopa bronntanas? (Who was in the gift shop?)
- 3 Cad a cheannaigh Rosie? (What did Rosie buy?)
- 4 Cad a cheannaigh Fionn? (What did Fionn buy?)

## FOCLÓIR

siopa bronntanas: gift shop  
Mamó: Granny  
seacláidí: chocolates  
cárta: card

07

## Persuasive

### Join After-School Club

After-School Club is on in the school hall every Tuesday and Wednesday from 3.30 pm to 5.30 pm.

You will have lots of fun with your friends! There are many activities to choose from.



#### Craft table

Get creative at the craft table – you can paint, draw, make models, design cards for your friends or use the craft supplies for your own project.

#### Outdoor area

Climb the high frame, play ball games with your friends or hide out in the den.



#### Quiet corner

In the quiet corner, you can relax on the soft beanbags and listen to books being read at storytime. Or, if you prefer, you can use the computers or tablets.

#### New activities

We have new activity ideas every week. Last week we made blue and red origami butterflies.



At snack-time we serve healthy bread rolls, fruit and a drink. Your family can arrive to pick you up any time after 5.00 pm.

**What are you waiting for?  
Come and try it next week!**

## Written work for Tuesday

### ? Comprehension

#### A Answer the questions.

1. On which days is After-School Club?

\_\_\_\_\_

2. What time does After-School Club start?

\_\_\_\_\_

3. What can you do at the craft table?

\_\_\_\_\_

4. What can you do outside?

\_\_\_\_\_

5. What did they make in After-School Club last week?

\_\_\_\_\_

6. Why do you think there are new activity ideas every week?

\_\_\_\_\_

★ Would you like to join this After-School Club? Why or why not?

#### B Complete the activities.

1. What would be your favourite activities at After-School Club?

2. Write a sentence about a new activity for After-School Club.



### <sup>a</sup> <sup>b</sup> <sup>c</sup> Vocabulary

#### Match each word to its meaning.

club

a group of people meeting together

activities

plan or create something

design

to reach somewhere

arrive

things to do

★ Write two sentences about a club you would like to join. Use at least one of the words above.





Phonics: e/ea

The letter 'e' makes a short e sound.

**Example:** bed

Sometimes the letters 'ea' make a short e sound.

**Examples:** dread, already

**A** Add 'e' or 'ea' to complete each word.



p\_\_\_\_ncil



br\_\_\_\_d



m\_\_\_\_dal



h\_\_\_\_d



p\_\_\_\_tal



w\_\_\_\_ther

**B** Add 'e' or 'ea' to complete the sentences.

1. My sister's schoolbag is very h\_\_\_\_vy.
2. How many books have you r\_\_\_\_d this term?
3. Mia was thirsty but her cup was \_\_\_\_mpty.
4. Please hold my bike st\_\_\_\_dy.
5. V\_\_\_\_getables are good for your h\_\_\_\_lth.
6. I can't rem\_\_\_\_mber where I put my r\_\_\_\_d p\_\_\_\_n.



Find two words with 'ea' as a **short e** sound in the text on page 42.



## Grammar: Verbs

**Verbs** are doing or being words.

**Examples:**

Doing: He **walks** fast. I **smile** sweetly.

Being: She **is** happy. The giants **are** ugly. He **was** upset.

### A Underline the verbs.

1. She paints at Art Club every Saturday.
2. He hurried to the shop before it closed.
3. She takes lots of selfies.
4. They wandered slowly around the park.
5. She was grumpy yesterday.
6. He is better today.



### B Write a doing verb in each sentence.

1. Cian \_\_\_\_\_ home quickly.
2. Saoirse \_\_\_\_\_ slowly to the shops.
3. Kyle \_\_\_\_\_ out of bed early every morning.
4. They \_\_\_\_\_ up the huge mountain.
5. The teacher \_\_\_\_\_ all of our books.
6. The ballerina \_\_\_\_\_ beautifully.



### C Write a being verb in each sentence.

1. Jack \_\_\_\_\_ very quiet yesterday.
2. The old house \_\_\_\_\_ haunted.
3. We \_\_\_\_\_ going to the shops soon.
4. The lady \_\_\_\_\_ playing the piano.
5. The kitten \_\_\_\_\_ very soft and fluffy.
6. I \_\_\_\_\_ late for school yesterday.



Write one sentence with a **doing verb** and one with a **being verb**.

## Written work for Friday

### Writing skills: Subheadings

**Subheadings** are extra headings in texts after the main title. They are used to organise lots of information on the same topic into smaller sections.

**A Find the subheadings.**


1. Look again at the text on page 42.
2. Find and write the subheadings.

**B Write the missing subheadings.**


Remember: A subheading tells you the topic.

### Come to Art and Craft Club


Art and Craft Club is held every Saturday morning from 10.00 am to 11.30 am at High Park Community Hall. There are activities for everyone to enjoy.




You will learn how to make lots of different models out of clay.



You can enjoy painting using watercolours or poster paints. You will learn lots of different ways to point.



On the sewing table, you will learn to sew puppets, soft toys and your own clothes! You will learn lots of different types of stitching and even make a tapestry.



You are welcome to stay for lunch at our lunchtime café.

**C Write more details.**

1. Write more details about the café.
  - Give information about what food is on offer.
  - Make sure the details match your subheading.

### Writing genre: Writing a persuasive text


**Persuasive texts** persuade you to do something, such as go to a new place or join a club. Persuasive texts:

- Have a title and words that encourage you to do something
- Often use subheadings
- Often use pictures to catch your eye






**Write a poster.**

Write a poster to encourage people to try a new activity.

1. Choose a club or activity you know about.
2. Think about what other people might enjoy about it. How can you make it sound fun?
3. Make notes about the information you want to include.
4. Decide what pictures you could include.
5. Think of a good title.
6. Decide how to organise your information.
7. Write your poster. Remember to use subheadings!



### Oral language: Persuading others



1. Look at the pictures of Highfield Farm Activity Centre.
2. You want to go to Highfield Farm but your partner doesn't want to. Think about what your partner might enjoy and persuade them to join you.
3. Swap roles.

## New Treasury Link Folens:

Folens have made their online books available for everybody free of charge.

Parents can follow the steps below to get access: Go to <https://www.folensonline.ie/> and click register, Select Teacher, Fill in a username, email and password, For Roll Number use the code: Prim20

<https://www.folensonline.ie/home/library/programmes/treasury-3/ebook/>

**Leigh sa Bhaile CJ Fallon Link:**

CJ Fallon have made their online books available for everybody free of charge.

<https://my.cjfallon.ie/preview/index/11140/20>