

Suggested Schedule of Work Monday 8th June - Friday 12th June

3rd Class Miss Carkill

Completed work can be submitted to the class teacher via the SeeSaw online platform. See email from school for further details regarding permissions/set up/features etc.

This online platform will enable the class teacher to give individual feedback to each pupil on work completed.

Pupils will not be able to see other pupils work. They will only be able to see/access their own work.

Subject		Mon	Tue	Wed	Thu	Fri
Maths	Mental Maths	Week 36 Monday & Problem solving	Week 36 Tuesday and Problem solving	Week 36 Wednesday and Problem Solving	Week 36 Thursday and Problem Solving	Week 36 Friday Test
	Tables	Division 9 Practice out loud, in copy and using tables games on school website etc.	Division 9 Practice out loud, in copy and using tables games on school website etc.	Division 9 Practice out loud, in copy and using tables games on school website etc.	Division 9 Practice out loud, in copy and using tables games on school website etc.	Complete test with adult at home OR complete assigned test on seesaw.

	Mathletics online Topic: 'Lines and Angles'	Link to Planet Maths ebook: https://www.folensonline.ie/home/library/programmes/planet-maths3/ebook/	Topic: 'Lines and Angles' Complete daily teacher assigned Mathletics activities	Topic: 'Lines and Angles' Complete daily teacher assigned Mathletics activities	Topic: 'Lines and Angles' Complete daily teacher assigned Mathletics activities	Topic: 'Lines and Angles' Complete daily teacher assigned Mathletics activity and topic test
Subject	Book	Mon	Tues	Wed	Thurs	Fri
English	Spellbound	Learn Unit 32 Activity a, & b	Learn Unit 32 Activity c & d	Learn Unit 32 Activity e & f	Learn Unit 32 Activity g & h	Complete test with adult at home. Or Complete assigned test on seesaw
	New Treasury for 3rd class attached below	Read "Plant a Spring Window Box" Do Monday activities Upload recording of reading by Friday.	Read "Plant a Spring Window Box" Do Tuesday activities	Read "Plant a Spring Window Box" Do Wednesday activities	Read "Plant a Spring Window Box" Do Thursday activities	Read "Plant a Spring Window Box" Do Friday activities

	Accelerated Reader Term 3 targets set	Read paper based book or e-books links available from school website	Read paper based book or e-books links available from school website	Read paper based book or e-books links available from school website	Read paper based book or e-books links available from school website	Read paper based book or e-books links available from school website
Gaeilge	<p>Léigh sa Bhaile Leabhar C</p> <p><i>(using 3rd class book 'Book C' - images of reading attached below)</i></p> <p>Graiméar le Chéile Rang</p>	<p>Léigh sa Bhaile Leabhar C p.15</p> <p>https://my.cjfallon.ie/preview/index/11140/25</p> <p>Record yourself reading p.15 out loud and upload to your SeeSaw account</p>	<p>Léigh sa Bhaile Leabhar C p.15</p> <p>https://my.cjfallon.ie/preview/index/11140/25</p> <p>Write Que and Ans in copy or as a note on seesaw.</p> <p>Oral Language</p> <p>Practice Irish questions at the bottom of the page.</p> <p>You don't need to write them out, but you can upload to Seesaw if you wish, or record yourself asking the questions and try answering them without checking the page!</p>	<p>Léigh sa Bhaile Leabhar C p.16</p> <p>https://my.cjfallon.ie/preview/index/11140/26</p> <p>Record yourself reading p.16 out loud and upload to your SeeSaw account.</p>	<p>Léigh sa Bhaile Leabhar C p.16</p> <p>https://my.cjfallon.ie/preview/index/11140/26</p> <p>Write Que and Ans in copy.</p>	<p>Graiméar le Chéile Rang</p> <p>pg. 11</p> <p>'Mothúcháin'</p> <p>https://www.edcolearning.ie/Book/Page?bookId=book334&chapterId=chapter4&pageId=page10</p> <p>Tá ocras orm. = I am hungry.</p> <p>Tá ocras ort = You are hungry.</p> <p>We use orm,ort,air, uirthí,orainn , oraibh & orthu when describing how we feel.</p>

Home Learning Activities Page	Pick one activity from the page, when you have completed it colour it in.	Pick one activity from the page, when you have completed it colour it in.	Pick one activity from the page, when you have completed it colour it in.	Pick one activity from the page, when you have completed it colour it in.	Pick one activity from the page, when you have completed it colour it in.	Pick one activity from the page, when you have completed it colour it in. Upload the activities you did this week to your SeeSaw account.
Weekly Challenge	<p><i>(Same challenge as last week - please see the link below to enter the competition.</i> <i>You can still upload your photo to seesaw if you'd like to just share your photo with your teacher but you must follow the link below if you would like to enter your photo into the competition.)</i></p> <p>Link to Burren Community Meitheal Photography Competition www.BurrenResponse.com/Competition</p> <p>Lisdoonvarna Fáilte in conjunction with Burren Community Meitheal are launching a photography competition for children.</p> <p>The photographs can be landscape, flora and fauna. The slogan is 'Bígi Linn' and they would ask that the children title their work in Irish for example ' luí na gréine' and give a short description in English of what inspired them to take the photo. The photographs will be submitted to Burren Community Meitheal and they will choose 8 photographs to display on 2 postcards.</p>					
Other Curricular Areas, Pupil's choice	<p>Use some of the resources/links on the school website. Try a range of the activities across different subject areas to learn a new skill, create a new piece of art etc. Sample activities a pupil may choose to do: Learn to Type. Do the Lego 30 day challenge. Map work identifying countries/capitals.</p>					

Gaeilge Practise

Practise saying these phrases out loud. The pictures will tell you the meaning of each phrase.

Is maith liom a bheith/Is breá liom a bheith/ Is aoibhinn liom a bheith..... = **I like to.....**

e.g . **Is breá liom a bheith ag canadh. = I like to sing.**

Caitheamh aimsire

Léigh na habairtí os ard.



Is maith liom a bheith ...



Is maith liom a bheith ag scipeáil.



Is maith liom a bheith ag imirt eitpheile.



Is maith liom a bheith ag bácáil.



Is maith liom a bheith ag déanamh cearáité.

Léigh na habairtí os ard.



Is maith liom a bheith ...



Is maith liom a bheith ag léamh.



Is maith liom a bheith ag péinteáil



Is maith liom a bheith ag éisteacht le ceoil.



Is maith liom a bheith ag imirt fichille.

Léigh na habairtí os ard.



Is aoibhinn liom a bheith ...



Is aoibhinn liom a bheith ag féachaint ar an teilifís.



Is aoibhinn liom a bheith ag iománaíocht.



Is aoibhinn liom a bheith ag seinm ceoil.



Is aoibhinn liom a bheith ag tarraingt.

Léigh na habairtí os ard.



Is breá liom a bheith ...



Is breá liom a bheith ag déanamh lúthchleasaíochta.



Is breá liom a bheith ag cadhcáil.



Is breá liom a bheith ag déanamh gleacaíochta.



Is breá liom a bheith ag rothaíocht.

An Teilifís

Bhi Mamá agus Daidí ag caint leis na páistí.
'Ar fhéach tú ar an teilifís aréir?' arsa Mamá.
'D'fhéach mé ar scannán. Thaitin sé go mór liom,' arsa an mac.
'Níor fhéach mé ar an teilifís aréir,' arsa an iníon.
'Cén fáth?' arsa Daidí.
'Is fearr liom an raidió ná an teilifís,' arsa an iníon.



CEISTEANNA

- 1 Cé a bhí ag caint leis na páistí?
(Who was talking to the children?)
- 2 Cad air ar fhéach an mac?
(What did the son watch?)
- 3 Ar thaitin sé leis? (Did he like it?)
- 4 Ar fhéach an iníon ar an teilifís?
(Did the daughter watch TV?)
- 5 Cén fáth? (Why?)

FOCLÓIR

ag caint talking ar fhéach tú? did you look? aréir last night
thaitin sé go mór liom I really enjoyed it
mac son iníon daughter is fearr liom I prefer

Ionad Siopadóireachta



Dé Domhnaigh atá ann.
Is lá fuar, báistí é.
Téann an chlann go dtí an
t-ionad siopadóireachta.



Téann Mami go dtí an gruagaire.



Téann Daidí go dtí an caifé.



Téann an mac go dtí an
siopa sladmhargaidh.



Téann an iníon go
dtí an siopa ealaine.

CEISTEANNA

- 1 Cén lá atá ann? (*What day is it?*)
- 2 Cá dtéann an chlann? (*Where does the family go?*)
- 3 Cá dtéann Mami? (*Where does Mommy go?*)
- 4 Cá dtéann Daidí? (*Where does Daddy go?*)
- 5 Cá dtéann an iníon? (*Where does the daughter go?*)

FOCLÓIR

ionad siopadóireachta *shopping centre*
Dé Domhnaigh *Sunday* báistí *rainy*
téann *goes* gruagaire *hairdressers*
siopa sladmhargaidh *bargain shop*
siopa ealaine *art shop*

04 Procedure

Plant a Spring Window Box

Goal

To plant a window box of bulbs that flower in the spring.

Note: October or November are good months to plant the bulbs.

Materials needed

- A variety of bulbs
- Some old newspaper
- A bag of **soil**, containing compost (a type of soil full of food to help plants grow)
- A planting box, which will fit on your window sill
- A trowel
- A small watering can, filled with water

Method

1. Choose a few **different** types of bulbs, such as crocus, daffodils, tulips or hyacinths.
2. Cover the working surface with old newspaper and put your window box on it.
3. Pour the soil into the window box, until it is half full.
4. Read the instruction on the **packaging** so that you know how deep to plant each bulb.
5. Make holes of the right depth in the soil with your fingers.
6. Lay each bulb in a hole in the soil, with its roots **facing** down.
7. Use the trowel to cover the bulbs with more soil.
8. Water the bulbs well, using the watering can.
9. Place the window box carefully on the window **sill**.
10. Water weekly, making **sure** the soil does not dry out.



Evaluation

When spring comes, check if all of the bulbs have flowered.



Written work for Monday

? Comprehension

A Answer the questions.

1. Which months are good for planting bulbs?
2. How many materials are listed in the instructions?
3. What are the four flowers named in the text?
4. Why do you think old newspaper is used?
5. How should the bulbs be put in the soil?
6. Why do you think the soil contains compost?
7. Why do you think the box is on the windowsill?
8. Are the instructions easy to follow? Why or why not?

★ Draw a simple labelled diagram to illustrate Step 5 of the method.

B Complete the activities.

1. Research which flowers you could grow in a summer window box.
2. Why do you think people like to grow flowers?

^a ^b ^c Vocabulary

Circle the word closest in meaning to the underlined word.

1. My dog buried his bone in the soil.
dirty garden earth hide
2. I planted daffodils, but my friend planted different bulbs.
deep compost colourful other
3. I tore the packaging off my present.
wrapping gift box ribbon
4. My table is facing the whiteboard.
beside behind opposite towards
5. We left the plants on the window sill.
pot ledge glass handle
6. Lisa was sure her plants would grow.
happy anxious certain hoping

★ Write sentences using each of these words: **soil, different, packaging, facing** and **sure**.





Word study: Bossy verbs

Procedure texts contain instructions with **'bossy verbs'** or **action verbs**. These are words that tell you what to do. They are used at the beginning of instructions. **Examples:** cover, pour, make.

Write the bossy verbs for the actions.



Read the text on page 24 again. Make a list of the bossy verbs.



Phonics: Long 'o'

Read the words: **goal**, **hole** and **window**. Each of the words has a long 'o' sound. The long 'o' sound can be made with the letters **oa**, **o_e** and **ow**.

A Write the words in the correct columns.

stole snow bone elbow throat soap toast vote shallow
tomorrow foal borrow drove joke ozone road slow croak

oa	o_e	ow

B Use long 'o' words to complete the sentences.

- I heard a frog _____.
- The _____ end of the pool is safer than the deep end.
- My uncle _____ the car too quickly and it crashed.



Write the words on cards and add some more long 'o' words of your own. Shuffle the cards. How quickly can you sort them into three piles for the different long 'o' spellings?



Grammar: Commas

Use **commas** to separate words in lists.

Example: My favourite flowers are daffodils, tulips and hyacinths.
You do not need a comma before the word 'and'.

A Put commas in the lists in the sentences.

1. You will need pencils crayons markers and a rubber.
2. My aunt uncle cousin and sister came to my party.
3. Buy the ingredients: bread butter ham cheese and tomatoes.
4. Mary Ted Frank and Oisín work in the Garden Centre Shop.
5. Mercury Venus Earth Mars Jupiter Saturn Uranus and Neptune are all planets.



B Complete the sentences using commas in lists.

1. The six colours in my picture were _____.
2. Three towns near my home are _____.
3. _____ are my three favourite television shows.
4. _____ are the names of four vegetables.
5. My three favourite sports are _____.

C Combine the sentences using commas.

Rewrite each group of sentences as one long sentence.

I learn spellings in school. I also learn grammar. I also learn writing.

Example: I learn spellings, grammar and writing in school.

1. My mum bought cheese at the shop. She bought ham. She bought bread. She bought butter.
2. My friend is Shane. My friend is Luke. My friend is Caroline. My friend is Ruth.
3. After school I go to my piano lesson. After school I go to football training. After school I go to drama.
4. One of my pets is called Rover. Another is called Misty. Another is called Snapper.



Try to think of at least four different things.

Examples: sports, books, hobbies.

Write a list using commas.




Written work for Thursday & Friday Procedural Writing

Thursday - Planning: Plan your own procedural writing. You can use the example on the sheet about the science experiment or you can make up your own e.g. how to play a game, how to make a smoothie etc.

Friday- Writing & Designing! Be creative and write out your procedure make it as creative as you can. (e.g poster/booklet/A4 page) Don't forget a title (How to.....), numbered steps, bossy verbs, time words (first/next/finally), images to help you follow the steps.

You can use the sheet below to help you plan your procedure if you like.

 **Writing genre: Writing a procedural text**

Procedural writing explains how something is done, step by step. It is organised to answer the questions:




- What do I want to do? – the goal
- What do I need? – the materials
- What are the steps I must go through? – the method
- What are the results? – the evaluation

Write some instructions.

The table shows a science experiment carried out in 3rd Class.

Goal	Materials	Method	Evaluation
To test whether a plant needs light to grow	Two healthy plants	1. 2. 3.	The plant which got plenty of light was very healthy. The plant in the dark was beginning to die.

1. Look at the pictures to work out the steps children followed to do the experiment (method).

2. Write the method. Don't forget to use 'bossy verbs'.

Title: _____

Materials/Ingredients _____ _____ _____ _____	_____ _____ _____ _____
--	----------------------------------

Instructions:

1.	_____ _____ _____ _____
2.	_____ _____ _____ _____
3.	_____ _____ _____ _____
4.	_____ _____ _____ _____
5.	_____ _____ _____ _____



Mothúcháin

Le Foghlaim:

orm (mé)	orainn (sinn)
ort (tú)	oraibh (sibh)
air (sé)	orthu (siad)
uirthi (sí)	

Tá deifir **orm**.



Líon na bearnaí

1

Tá ocras _____. (mé)



2

Tá tart _____. (sé)



3

Tá eagla _____.
(siad)



4

Tá áthas _____. (tú)



5

Tá tuirse _____.
(sinn)



6

An bhfuil brón
_____? (sibh)



Críochnaigh na habairtí

- 1 Tá deifir _____. (sí)
- 2 Tá tart _____. (mé)
- 3 Tá áthas _____. (sinn)
- 4 Tá tuirse _____. (siad)
- 5 Tá brón _____. (sí)
- 6 An bhfuil eagla _____? (tú)

New Treasury Link Folens:

Folens have made their online books available for everybody free of charge.

Parents can follow the steps below to get access: Go to <https://www.folensonline.ie/> and click register, Select Teacher, Fill in a username, email and password, For Roll Number use the code: Prim20

<https://www.folensonline.ie/home/library/programmes/treasury-3/ebook/>

Leigh sa Bhaile CJ Fallon Link:

CJ Fallon have made their online books available for everybody free of charge.

<https://my.cjfallon.ie/preview/index/11140/20>

Wednesday Work: Graiméar le Chéile Rang 3-4

Edco Available online

<https://edcolearning.ie/Book/Page?bookId=book486&chapterId=chapter2&pageId=page5>

username: primaryedcobook password: edco2020)